

2025 PRODUCT GUIDE

**A NEW LEVEL
OF ACCURACY**



**ACCURATE
FOR LIFE**

IMEX



**iMEX is the global laser level brand
providing professional results through
accuracy and efficiency... every time.**

There is no compromise...

In a changing world, a throwaway society and a sea of uncertainty,
some things in life are non-negotiable.

To build the right foundation, to construct and build the world straight, level
and true; today's professional tradespeople demands accuracy, toughness,
innovation and efficiency..... this is the world that iMEX creates.

MEASURE TWICE **LEVEL ONCE...**




**CONTINUOUS
INNOVATION**



**CULTURE OF
CARE**



**COMMITMENT
WITH PASSION**



WHAT iMEX IS -

iMEX is a specialist laser level and measuring brand with an insistence on designing, engineering and producing professional instruments for professional results.

WHAT iMEX DOES -

With every laser control checked and issued with a Calibration Certificate immediately prior to final despatch, built tough to withstand the harshest conditions, innovated to include the ultimate laser and power source technology, after sales calibration and service to keep construction accurate and efficient; the iMEX range is the new age benchmark.

WHY iMEX DOES IT -

iMEX enables the professional tradespeople to be the best at what they do... constructing a better world.

CONTENTS

- P 08-21** Rotating Lasers and Accessories
- P 22-23** Pipe Lasers
- P 24-25** Auto Levels
- P 26-35** Line and Dot Lasers and Accessories
- P 36-37** Level Selection Guide
- P 38-39** Laser Distance Measuring
- P 40-45** Test Measurement
- P 46-47** Measuring Wheels and Inclinometers
- P 48-49** Digital Spirit Levels
- P 51** Testimonials





Interior set-outs



General levelling lasers



General auto levelling



Grade levelling



Drainage/pipe laser



General
Builder



Painter /
Decorator



Plumber
Drainer



Concretor



Tiler



Suspended ceilings



Spirit & digital levels



Laser distance measuring




Interior fit-out trades



Interior layouts



Measuring wheels



Electrician



Interior Designer
Architect



Earthworker
Landscaper
Ground Worker



Metal Worker



**CALIBRATION
VERIFIED**

ON ALL LASER LEVELS



ROTARY LASERS

THE NEW #1 CONSTRUCTION LASER...

**Introducing the new
groundbreaking rotating laser**

The NEW construction laser range from iMEX;
a quantum leap in laser level innovation, with
multiple ground breaking features. It's time to
level a whole new world...

- 2x 9 Ah lithium-ion batteries with up to 40hrs approx. run time
- USB port fast charge batteries
- Digital Detectors in mm increments standard on all models
- High wind alert auto reset
- 5 year unit warranty
- 2 year battery warranty

NEW DUAL GRADE

ROTARY

LASER

RED BEAM

Z99R



The iMEX Z99R 18V Dual-grade laser level is built tough for the professional contractor. Rugged, accurate and operational from your phone! Designed for a wide variety of applications, it can be used for horizontal, sloping and vertical laser applications.

Features

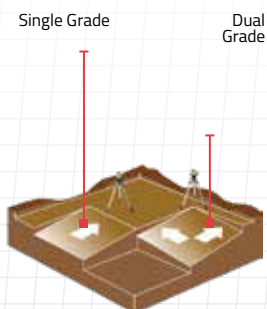
- Working range 800m
- Dual grade $\pm 10\%$
- Accuracy $\pm 1.5\text{mm}$ @ 30m
- iMEX/CAS 18V LiHD battery platform
- LRX10 German made mm reading detector
- IP66 water/dust resistant
- iMEX iConnect app



Best for



SPECIFICATIONS	012-Z99R
Self Levelling Range	Horizontal/vertical $\pm 5^\circ$
Accuracy	H: ± 10 arc seconds
Working Distance	800m or more diameter
Rotation speed	300, 600, or 900 rpm (selectable)
Water Resistant, Shockproof	IP66
Working time	50+ hours
Operating Temp	-20°C to 50°C
Detector - German made	LRX10 Digital Receiver ($\pm 0.5\text{mm}$ - 10mm selectable)



THE STANDOUT IN THE FIELD

ROTARY LASER

GREEN BEAM

RED BEAM

i88G

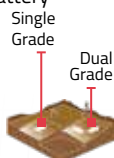
i88R

The i88 series is the most versatile and feature-packed rotary laser in the iMEX range. With manual dual slope and available in red or green beam to suit both indoor and outdoor use.



Features

- Self-levelling
- 600m diameter range
- 1.5mm accuracy @ 30m
- Manual dual slope model
- 4 rotation speeds
- Horizontal/ vertical operation
- Scan mode for site shielding and concentrated levelling
- 2x 9Ah lithium-ion battery



- LRX10 German made mm reading detector with 90mm pick-up
- Detector measures in 0.5mm, 1mm, 2mm, 5mm, 10mm increments
- High wind sensitivity override- resets to compensate high wind
- IP66 water resistant and shockproof



LRX10 Detector

Best for



5 YEARS WARRANTY

CALIBRATION VERIFIED

LITHIUM BATTERY

DIGITAL DETECTOR

QUICK CHARGE

SPECIFICATIONS

012-i88G, 012-i88R

Self Levelling Range	+/- 5°	USBC Charging	Yes; including 12v car charger
Accuracy	+/- 1.5mm @ 30m	High Wind Sensitivity Re-set	Yes
Working Distance	600m diameter	Remote Control	Yes, iCR8
Function	Horizontal/Vertical	Weight-Unit Only	2.48Kg
Scan Mode	Yes, 0°, 10°, 45°, 90°, 180°	Detector - German Made	LRX10 Double sided
Slope Mode	Yes - Dual manual grade to 5° 9%	Detector Pick-Up	90mm -30mm to +60mm
Rotation Speeds	0, 60, 120, 300, 600 rpm	Detector Reading	Ultra fine - 0.5mm; Fine - 1.0mm; Medium - 2.0mm; Course - 5.0mm; Ultra Course - 10.0mm
Light Source	Green 535nm/Red 635nm Class II	Detector Power	1-AA > 50 hrs run
Water Resistant, Shockproof	IP66	Inclusions	Unit, LRX10 Detector, Remote control unit, USB cable, 9.0 Ah Lithium battery, Spare charger, Car charger, target plate, hard carry case
Power Source	9 Ah 3.7v lithium-ion		
Working Time Continuous Use	24hrs approx Green, 40hrs approx Red		
Charging Time	4 hrs		

THE ROBUST ALL ROUNDER

ROTARY

LASER

RED BEAM

i77R

Grade
Slope
indicators

9 Ah
battery

Battery
Level
indicator



The iMEX i77R is the robust all rounder for general levelling. Designed specifically for groundworkers, concretors, landscapers and general building professionals it has a huge 600m diameter range and a 5° slope mode combined with a 90mm pick-up mm reading digital detector.

Features

- Self-levelling
- 600m diameter range
- 1.5mm accuracy @ 30m
- Manual slope mode to 5° (9%)
- 2x 9 Ah lithium-ion battery approx. 40hr run time
- LRX10 German made mm reading detector with 90mm pick-up

- Measures in 0.5mm, 1mm, 2mm, 5mm and 10mm increments
- Out of level warning light
- IP66 water resistant and shockproof



90mm
pickup

mm
reading

Beeper
loud, soft

Best for



5
YEARS

WARRANTY



**CALIBRATION
VERIFIED**



**LITHIUM
BATTERY**



**DIGITAL
DETECTOR**



**QUICK
CHARGE**

Single
Grade



SPECIFICATIONS	012-i77R		
Self Levelling Range	+/- 5°	USBC Charging	Yes; including 12v car charger
Accuracy	+/- 1.5mm @ 30m	High Wind Sensitivity Re-set	Yes
Working Distance	600m diameter	Remote Control	Yes, iCR7
Function	Horizontal	Weight-Unit Only	2.48Kg
Scan Mode	No	Detector - German Made	LRX10 Double sided
Slope Mode	Yes - Single manual grade to 5° 9%	Detector Pick-Up	90mm - 30mm to +60mm
Rotation Speeds	0, 60, 120, 300, 600 rpm	Detector Reading	Ultra fine - 0.5mm; Fine - 1.0mm; Medium - 2.0mm; Course - 5.0mm; Ultra Course - 10.0mm
Light Source	Red diode 635nm Class II	Detector Power	1-AA > 50 hrs run
Water Resistant, Shockproof	IP66	Inclusions	Unit, LRX10 Detector, Remote control unit, USB cable, 9.0 Ah Lithium battery, Spare battery, Car charger, target plate, hard carry case
Power Source	9 Ah 3.7v lithium-ion		
Working Time Continuous Use	40hrs approx		
Charging Time	4 hrs		

THE LEADER IN EFFICIENCY

ROTARY LASER

RED BEAM

i66R

9 Ah battery

Hi-alert
Out of level
indicator

Battery
Level
indicator



The class leader in economical lasers, the iMEX i66R is the best laser for everyday general levelling. Features a digital mm reading detector and a one button function for quick and easy set-up, lithium-ion battery for long run time and robust fully enclosed laser diode for excellent results for a variety of trades.

Features

- Self-levelling
- 400m diameter range
- 2.0mm accuracy @ 30m
- 2x 9 Ah lithium-ion battery approx. 40hr run time
- LRX6 German made mm reading detector with 60mm pick-up
- Detector measures in 1.0mm, 2.0mm and 5.0mm increments

- Out of level warning light
- IP66 water resistant and shockproof
- One button function

Best for



- 5 YEARS WARRANTY**
- CALIBRATION VERIFIED**
- LITHIUM BATTERY**
- DIGITAL DETECTOR**
- QUICK CHARGE**



SPECIFICATIONS	012-I66R		
Self Levelling Range	+/- 5°	USBC Charging	Yes; including 12v car charger
Accuracy	+/- 2.0mm @ 30m	High Wind Sensitivity Re-set	No
Working Distance	400m diameter	Remote Control	No
Function	Horizontal	Weight-Unit Only	2.48Kg
Scan Mode	No	Detector - German Made	LRX6 Double sided
Slope Mode	No	Detector Pick-Up	60mm +30mm to - 30mm
Rotation Speeds	600 rpm	Detector Reading	Fine - 1.0mm
Light Source	Red diode 635nm Class II		Medium - 2.0mm
Water Resistant, Shockproof	IP66		Course - 5.0mm
Power Source	9 Ah 3.7v lithium-ion	Detector Power	1-AA > 50 hrs run
Working Time Continuous Use	40hrs approx	Inclusions	Unit, LRX6 Detector, USB cable, 9.0 Ah Lithium battery, Spare battery, Car charger, target plate, hard carry case
Charging Time	4 hrs		



**ECONOMY LASER
LEVELLING**

ROTARY LASER

RED BEAM

E60



The new generation of entry level rotating laser from iMEX, the E60 is an economical laser for general set-out and levelling and comes in a hard carry case complete with an elevating tripod and 3mm staff.

- Self levelling
- 300m dia range
- One button function
- 3yr warranty

Kit Includes

- Detector dual faced
- Elevating tripod 1.8m
- 3m staff
- Target plate
- Hard carry case



SPECIFICATIONS	012-E60K
Range	300m dia
Accuracy	3.0mm @ 30m
Light Source	Red laser 635nm
Waterproof/Shockproof	IP54
Power	4 x AA Alkaline
Detector	Course and Fine
Warranty	3 yrs

3
YEARS

WARRANTY



5
YEARS

WARRANTY



**LITHIUM
BATTERY**

THE NEW #1 CONSTRUCTION LASER...



**DIGITAL
DETECTOR**



**QUICK
CHARGE**

MACHINE CONTROL RECEIVERS

MR360

The optimum in time saving for all skid steer, excavators, graders or dozers, the MR360 has a full 360° reception and in-cab display for easy site preparation.

Features


- 360° reception range
- In-cab display with 8m cable
- Large 250mm pick-up board
- Fits all machines and detects all red beam lasers

SPECIFICATIONS	012-MR360M/012-MR360C
Accuracy fine	+/- 3mm to +/-12mm
Accuracy course	+/- 5mm to +/-25mm
Rechargeable Batteries	7.2v NiMH
Operating time	40hr
Charge time	10hr
Operating temp	- 20°C + 50°C
Pick-up length	250mm
in-cab display	with 8m cable
Waterproof, Dustproof	IP66



MR240

The great all round machine control receiver from iMEX has a 240° pick up and can be used as a stand alone detector on a staff or as a machine control receiver on an excavator, skid steer loader or small grader. Great for maximum site-setout efficiency.



3 YEARS WARRANTY

SPECIFICATIONS	012-MR240
Detector Range	200m
Detector Accuracy	Fine +/- 5mm
	Course +/- 12.5mm
Detector Receiving Range	240°
Detection Wavelength	630nm - 780nm
Power	DC 6V (AAx4)
Temp. Range	- 20°C + 50°C
Storage	- 30°C + 60°C
Waterproof/ Shockproof	IP66

ROTATING LASER RECEIVERS

LRX6

DIGITAL DETECTOR

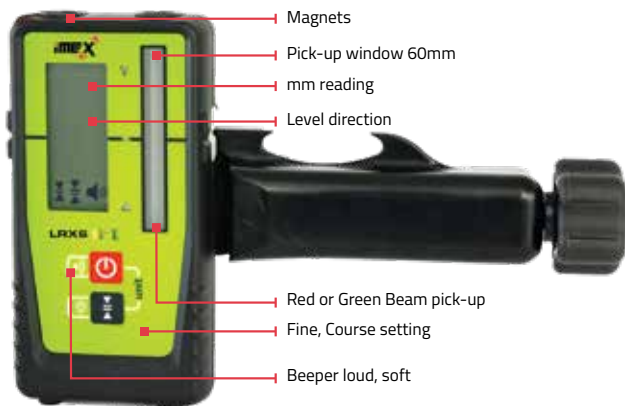
Takes the guesswork out of levelling with readings down to the mm. With a 60mm detection window, dual face and fine, medium and course setting.

3
YEARS

WARRANTY



**MADE IN
GERMANY**

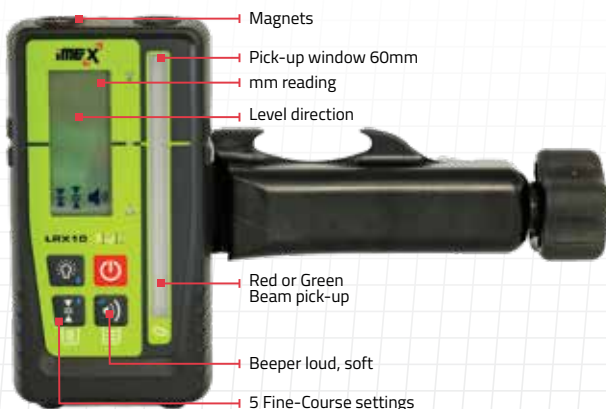


LRX10

DIGITAL DETECTOR

The ultimate in rotating laser detection, the LRX10 has a 90mm pick-up and readings down to 0.5mm, 5 standard settings from ultra-fine to ultra-course.

SPECIFICATIONS	012-LRX6
Detector Window	60mm +30 to -30
Range	300m
Detectable Spectrum	Red, Green Laser
Resolution	Fine - 1.0mm
Settings	Medium - 2.0mm Coarse - 5.0mm
Magnets	2 x topface
Drop test on concrete	1.5m height
Waterproof, Shockproof	IP67



SPECIFICATIONS	012-LRX10
Detector Window	60mm +30 to -30
Range	300m
Detectable Spectrum	Red, Green Laser
Resolution	Ultra fine - 0.5mm Fine - 1.0mm Medium - 2.0mm Coarse - 5.0mm
Magnets	2 x topface
Drop test on concrete	1.5m height
Waterproof, Shockproof	IP67

3
YEARS

WARRANTY



**MADE IN
GERMANY**

LASER ACCESSORIES

ALUMINUM TRIPOD

Heavy duty flat or domed

012-SJA30F

- Flat top

012-SJA30D

- Domed top
- 5/8" standard thread, fits all lasers
- Twist-locks for greater stability



ALUMINUM MUSKATEER ELEVATING TRIPOD

Elevates to 2.6m

012-SJP50


- Heavy duty aluminum
- Fine adjustments
- Heavy duty mounting plates



Dome top



Flat top



YELLOW COMPOSITE TRIPOD

Suits all lasers plus theodolites and total stations

012-SJW20

- Fiberglass construction for minimum temperature variation
- Twist locks



LASER CASE

012-ICCR

- to suit i66R, i77R, i88G, i99R
- Heavy duty foam inserts

DEGREES °	0.1	0.2	0.3	0.4	0.5	0.57	0.6	0.7	0.8	0.9	1	2	3	4	5	5.74
% grade	0.17	0.35	0.52	0.70	0.87	1	1.05	1.22	1.40	1.57	1.75	3.49	5.24	6.99	8.75	10

STAFFS

CUT AND FILL ROD

07-10-LP-02

- Add and subtract measurements from level point for accurate site excavation
- Canvas bag

5M STAFF

07-10-55HS

- Easy read in mm
- 5 - 1m sections
- Canvas bag

"E" 5M STAFF

012-IMELS5E

- Easy read in 1 cm
- 5 - 1m sections
- Canvas bag



LASER GLASSES

008-6850R, 008-6850G

Laser glasses enhance the laser beam to increase visibility, with red and green versions to suit your laser.

BRACKETS

DETECTOR BRACKETS FOR LFX SERIES

012-LRXBT



GRADE MOUNT BRACKET

012-L5350



WALL BRACKET

012-WB2

- Suit all lasers
- Ceiling grid mount

REMOTES

ICR7

012-ICR7

- Suits i77R



ICR8

012-ICR8

- Suits i88R and i88G



BATTERY AND CHARGERS

ISERIES ROTATING LASER LITHIUM ION

012-BL3792

- 9Ah 3.7V
- USB charge port



240V CHARGER

012-24RUSB

- USB-C port
- Suits iSeries lasers



CAR CHARGER SOCKET

012-CC9USB

- 12v
- USB-C port



NEW RELEASE

IPL3TG

IPL3TR

GREEN BEAM
RED BEAM

The all new iMEX IPL3 series pipe drainage lasers have new wireless remote setting, auto track on-grade and the capability of fitting a 100mm PVC pipe. With interchangeable feet for a variety of pipe sizes, a huge -20% to +40% grade and fully submersible IP68 rating the new iMEX pipe lasers are set up for the most demanding tasks.

**5
YEARS**

WARRANTY



**CALIBRATION
VERIFIED**



**LITHIUM
BATTERY**

Fits 100mm pipe

Sealed for
IP68 waterproof

All metal housing

8Ah Lithium battery

Large backlit
display

Screw in metal legs
to suit 150, 200,
250, 300, 400
& 500mm pipe

Battery
Indicator

Features

- 300m range
- Electronic levelling
- Auto tracks target plate
- -20% to +40% gradient
- Lock-out grade (for solar farm pile driving)
- 8Ah lithium-ion rechargeable
- IP68 submersible
- 1.5mm @30m accuracy
- LCD display remote - pick-up 100m from unit

Fits a 100mm pipe



Kit inclusions + Interchangeable feet



PIPE LASER ACCESSORIES



**REMOTE
CONTROL**

012-IPLLBT

**TARGET
ASSEMBLY**

012-TAR30 Red
012-TAG30 Green

**TARGET
ASSEMBLY HOLDER**

012-IPL3TRTAR100 Red
012-IPL3GTAR100 Green



**RED
250-300**

012-IPL3TRTAR250



**GREEN
250-300**

12-IPL3GTAR250



**RED
400-500**

012-IPL3TRTAR400



**GREEN
400-500**

012-IPL3GTAR400



CHARGER

012-IPL3TCHR



**LI-ION
BATTERY**

012-IPLLBT



**5
YEARS**

WARRANTY



**CALIBRATION
VERIFIED**

AUTO LEVELS

LAR28/32



Combining an all metal, fully sealed housing for all weather protection and high magnification. iMEX LAR28 and LAR32 are the most robust auto-levels available. A magnetic damping compensator ensures better stability and reliability in all conditions.

- Metal, fully sealed housing
- Magnetic damping compensator
- 28x or 32x magnification

SPECIFICATIONS	012-ILAR28	012-ILAR32
Standard deviation 1km double run	1.5mm	1.0mm
Magnification	28x	32x
Horizontal circle	360°	360°
Compensator	Magnetic Damping	Magnetic Damping
Objective Aperture	34mm	34mm
Weight	1.8kg	1.8kg

3
YEARS

WARRANTY




**CALIBRATION
VERIFIED**



iMEX - THE PERFECT GREEN MACHINE





LINE AND DOT LASERS

TILER'S SQUARE

PREMIUM

The new LX11 Premium green beam is the class leader for floor tilers. With 2 beams at 90° for true set-out, adjustable legs to keep the tool above the tiles and a target plate. The LX11 GP is the laser to increase a tiler's efficiency. The Green beam gives greater visibility over a larger distance, for even more efficiency and productivity, especially over larger commercial projects.

Features

- All metal base
- Adjustable legs
- 2 beams @ 90°
- Target plate
- Canvas bag

LX11GP

GREEN BEAM



SPECIFICATIONS	012-LX11GP - Green Beam
Light Source	532nm green
Output	Laser class 11
Accuracy	0.4mm/m
Batteries	3 x AAA



L2G

MINI CROSSLINER

GREEN BEAM

The L2G is a crossliner for the handyman or DIYer for all internal tasks. It has high visibility green lines and comes in a package with a standard elevating tripod, and in a canvas bag.

SPECIFICATIONS	012-L2G
Self Levelling	Yes
Lines	1 horizontal, 1 vertical
Range	20m
Accuracy	3mm @ 10m
Tripod	Yes 280-660mm



MINI MULTI-LINE LASER

PREMIUM

The iMEX ELX3 is a mini multi-line laser loaded with everything to tackle your indoor levelling needs. With three, 360 degree lines and an offset to ensure uninterrupted laser lines, built-in 3.7V Lithium battery and a magnetic bracket, this versatile little green beam laser is the ultimate tool for all interior tasks.

ELX3

GREEN BEAM

Features

- High Visibility Green Beam
- 4 Adjustable Brightness levels
- Non-slip rubberised housing
- Internal 3.7V 4Ah battery
- USB-C charge

Kit Inclusions

- iMEX ELX3 Multi-line laser
- Target plate
- Carry case
- Magnetic bracket
- USB-C Charger cable
- Operating manual



SPECIFICATIONS	012-ELX3 Green Beam
Accuracy	±3mm @10m
Thread	½"
Brightness	4 adjustable levels
Range	30m
Power source	3.7V 4000 mAh 3.7V Li-ion battery
Run time	6 hours
IP Rating	IP54

CROSSLINE

PREMIUM

The small, line laser from iMEX with a pulsating beam for outdoor use with optional detector, emitting a strong horizontal and vertical line for all set-out work. With a plumb spot and 360° turn table is a tool for all professional trades. Has a quick release heavy duty magnetic bracket and the LX22G green beam is powered by a 5.2 Ah lithium battery.

LX22G

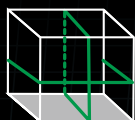
GREEN BEAM

Features

- All metal base
- Adjustable legs
- 2 beams @ 90°
- Target plate
- Canvas bag
- USB-C charge

Kit Inclusions

- Target plate
- Hard carry case
- Magnetic bracket
- 1X 5.2 Ah li-ion pack
- 1X Alkaline battery pack



Keypad

Battery

Magnetic wall bracket

Lock/unlock



SPECIFICATIONS	012-LX22 Red Beam	012-LX22G Green Beam
Self Levelling Range	4° ±1	4° ±1
Accuracy	±3mm @10m	±3mm @10m
Laser Wavelength	635 nm	520 nm
Batteries	3 x AA Alkaline	5.2Ah lithium ion

LX SERIES II

3
YEARS

WARRANTY



**LITHIUM
BATTERY**

LINE & DOT LASER

The new generation iMEX LX25P with class leading iMEX Laser-edge technology high definition line and dots makes this the ultimate dual purpose laser for all interior work. Combines with a magnetic bracket that also suits a number of tripod options. Also comes with an optional line detector for outdoor use to 50m. The LX25P is one of the most robust multi-purpose lasers available.

Features

- 4 dots
- Plumb up / down
- 2 @ 90°
- 1 horizontal, 1 vertical line
- Magnetic base
- Line and dots bisects
- USB-C charge

Kit Inclusions

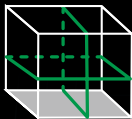
- LX25
- Magnetic bracket base
- Target plate
- Padded hard plastic case
- 1X 5.2 Ah li-ion pack
- 1X Alkaline battery pack

LX25GP

GREEN BEAM

LX25P

RED BEAM



SPECIFICATIONS	012-LX25P, 012-LX25PG Green Beam
Light Source	635nm red diode, 532nm green
Output	Laser class 11
Accuracy	+ / - 2mm @ 10m
Damping Type	Magnetic - self levelling
Beams	1 horizontal line 1 vertical line -185° plumb up, plumb down 2 dots @90°
Hours of Continuous Use	Approximately 6hrs all lasers
Working Distance	25m lines, 30m dots, 55m outdoors with optional detector
Operating Range	-10°C to +70°C
Batteries	5.2Ah lithium/alkaline option

LX SERIES II

3
YEARS

WARRANTY

MULTI-LINE LASER

GREEN BEAM

LX3DG

The ultimate in multi-line laser levelling, the iMEX LX3DG has full 360° uninterrupted lines and a unique preciseALIGN™ fine adjustment which pivots from the datum point for the optimum levelling experience. Powered with a lithium platform, the kit includes a spare battery for maximum efficiency.



Features

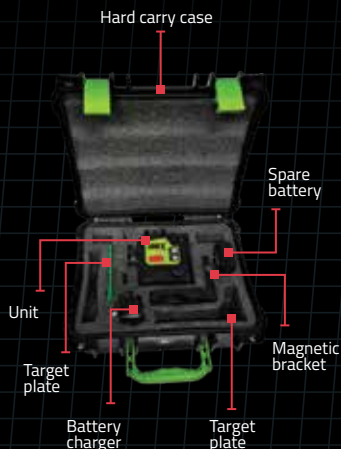
- High visibility 360° uninterrupted lines
- PreciseALIGN adjustment
- Lithium battery
- 1 horizontal / 2 vertical lines
- USB-C charge

Kit Inclusions

- Heavy duty magnetic bracket
- Target plate
- Spare lithium battery
- USB charger
- Hard carry case



012- LX3DGD With Detector



SPECIFICATIONS

012-LX3DG - Green Beam • For outdoors to 50m

Light Source Diode	532nm Green
Output	Laser class 11
Accuracy	+ / - 3mm @ 10m
Damping Type	Magnetic Compensator - Self Levelling
Function	1 Horizontal - 360°, 2 Vertical - 360°
Working Distance	20m, 50m with detector
Hours of Continuous Use	Green Beam - 12hrs one beam, 5hrs all beams
Batteries	Lithium-ion 3.7V, 2X 5.2 Ah li-ion batteries + spare battery
IP Rating	IP54
Operating Temperature	-10°C to +50°C

LX SERIES II

3
YEARS

WARRANTY



LITHIUM
BATTERY



HIGH
ACCURACY



DETECTOR

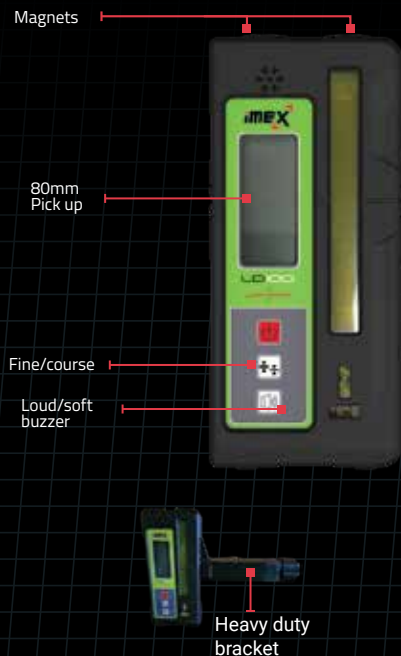
FOR ALL LINE LASERS

LD100

A heavy duty liner laser detector that suits all iMEX red or green lasers for working up to 50m from the laser.

Features

- Picks up red or green beam
- Suits all line lasers
- 80mm pick-up band
- Course and fine setting
- Loud and soft buzzer



SPECIFICATIONS

012-LD100

Levelling Accuracy (High)	1mm
Levelling Accuracy (Low)	2mm
(Low) 2mm Working Radius	<50M
Laser Reception Window Width	80mm
Bubble Vial Accuracy	30' / 2mm
Operation Time	40h
Auto Power Off (with No Signal Detected)	30min
Power Supply	2 x AA alkaline batteries
IP Rating	IP66
Operating Temperature Range	- 10°C - 50°C
Storage Temperature Range	20°C - 70°C

3
YEARS

WARRANTY

LINE AND DOT LASERS

ACCESSORIES



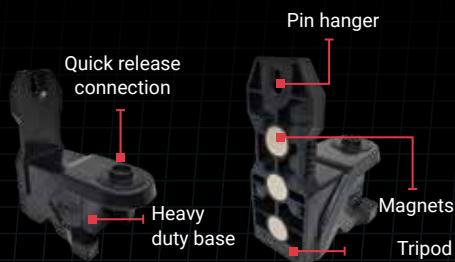
TARGET PLATES

Red - 012-TPR
Green - 012-TPG




LITHIUM BATTERY

012-BL52L



MAGNETIC BASE BRACKET

012-LXBP2
To suit LX22 and LX25P series II



MAGNETIC BASE BRACKET

012-LXBP3
To suit LX3DG series II



BRACKET

012-LDBT1
To suit LD100 detector



BATTERY CHARGER

012-LXG2BC
To suit all LX series II



HARD CARRY CASE


012
To suit all LX series II



IPOWER 200

015-IPB200


- Solar Powerbank
- 20,00Ah
- To suit charging
Lithium-ion batteries
- Wireless smart device
charging



ELEVATING TRIPOD

012-EV18

- 1.8m tripod



LASER POLE

012-320200

- To suit all line lasers
- Canvas bag
- To 3.3m
- Tripod base for
extra stability

LEVEL SELECTION GUIDE



SPECIFICATIONS	LX22G	LX25P	LX25GP	ELX3	LX3DG
General survey/Setout					
Site Preparation					
Water Drainage					
Slab or Pier Layout					
Frame Levelling and Plumb	✓	✓	✓✓	✓	✓✓★
Interior Set-outs	✓✓	✓✓	✓✓★	✓✓	✓✓★
Kitchen and Cabinetry Set-out	✓	✓✓	✓✓★	✓✓	✓✓
Wall and Flooring	✓✓	✓	✓	✓	✓✓★
Suspended Ceiling Setout		✓	✓	✓	✓✓★
Interior Lights /Set-outs	✓✓★	✓✓	✓✓★	✓	✓
Warehouse Fit-outs			✓		✓
Drive-ways, Paving					

*Read in conjunction with specifications - Best ✓✓★ | Top choice ✓✓ | Suitable ✓

FEATURES	LX22G	LX25P	LX25GP		LX3DG
One person operation	Yes	Yes	Yes	Yes	Yes
Self levelling	Yes	Yes	Yes	Yes	Yes
Interior	Yes	Yes	Yes	Yes	Yes
Exterior	No	No	No	No	No
Horizontal/vertical	Yes	Yes	Yes	Yes	Yes
Remote control unit	No	No	No	No	No
Detector for external use	Option	Option	Option	No	No
Range	15m	30m dots	30m dots	30m	30m
Green beam	Yes	Yes	Yes	Yes	Yes
Lithium battery	Yes	Yes	Yes	Yes	Yes

* Information correct at time of printing. Due to constant product development specifications may change without notice © 2022.

"Tripod and staffs extra options"



i66R	i77R	i88R	i88G	i99R	LAR 28/32 Auto Level
✓	✓	✓✓	✓	✓✓★	✓
✓✓	✓✓★	✓✓	✓	✓✓★	✓
✓	✓	✓✓	✓	✓✓★	✓
✓	✓✓★	✓✓★	✓✓★	✓✓	✓
		✓	✓✓	✓	
	✓	✓	✓✓		
			✓		
			✓		
			✓✓★		
			✓		
	✓	✓	✓✓★	✓	✓
	✓	✓✓	✓	✓✓★	✓

i66R	i77R	i88R	i88G	i99R	LAR 28/32 Auto Level
Yes	Yes	Yes	Yes	Yes	No
Yes	Yes	Yes	Yes	Yes	No
Yes	Yes	Yes	Yes	Yes	No
Yes	Yes	Yes	Yes	Yes	Yes
No	No	Yes	Yes	Yes	No
No	Yes	Yes	Yes	Yes	No
Yes	Yes	Yes	Yes	Yes	NA
400m dia	600m dia	600m dia	600m dia	800m dia	1Km
No	No	No	Yes	No	NA
Yes	Yes	Yes	Yes	Yes	NA

DIGITAL MEASURING AND TESTING

iMEX has a range of heavy duty and accurate digital measuring and testing instruments. Designed for the professional tradespeople where quality and accuracy is essential, there tools are manufactured to iMEX's exacting standards.



LASER DISTANCE MEASURING

HOT TIP

As a quoting tool for all trades including real estate, architects as well as all building and interior trades - the iMEX laser distance measurers give you the professional edge.



BULLSEYE30

The new generation in Laser Distance Measuring incorporates the fast engine measuring technology with high accuracy in a robust housing for the optimum in affordable professional measuring.

Features

- 30m range
- Measure area, length, cubic
- 7 x second speed measuring
- 2.0mm accuracy @ 30m
- Belt clip-unfolds for measuring into tight corners



Features

- 80m range
- Measure area, length, cubic and Pythagoras
- Tilt function for angle measuring and indirect
- Adjustable end function
- 99 Measurement recall
- Belt pouch

SPECIFICATIONS	008-10BE30
Measuring Range	0.05m - 30m
Measuring Precision (Typical)	±2mm
Laser Class	11
Laser Type	620-690 nm, <1mW
Type	Indoor
Battery	2 x 1.5V AAA
Battery Life	5000 measurements
Operation Temperature	0°C + 45°C
Size (mm)	120 x 38 x 20

SPECIFICATIONS	008-10BE80
Measuring Range	0.05m - 80m
Measuring Precision (Typical)	±1.5mm
Laser Class	11
Laser Type	620-690 nm, <1mW
Type	Indoor/outdoor
Battery	2 x 1.5V AAA
Battery Life	5000 measurements
Operation Temperature	-10°C + 50°C
Size (mm)	121 x 45 x 25

BULLSEYE80

The new generation in Laser Distance Measuring incorporates the fast engine measuring technology with high accuracy in a robust housing for the optimum in affordable professional measuring. Includes a tilt function to calculate angles and 99 measurement recall for class leading measuring.



Area and Dimension calculation



Easy to use



Stakeout Measurement



Indirect measuring

TEST MEASUREMENT



MOISTURE METER MP100

The high accuracy moisture meter is an easy to operate tool to measure moisture content in timber and construction materials such as dry wall.

013-MP100

- Large LCD
- Timber reading 5-50% moisture
- Construction materials 1.5-33% moisture
- Protection cap for pins
- Coloured moisture indicators

THE STUD FINDER THAT WORKS...



INFRARED THERMOMETER IR650

Safely measure temperature of all surfaces and fluids with instant accurate readings.

013-IR650

- Infrared thermometer
- -50 C° to 650 C°
- Measure in C° or F°
- Large backlit LCD
- Laser target pointer
- 10 measurement recall
- For all professional trades



The high sensitivity detector for deep scanning detection of wiring, copper and re-bar.

STUD FINDERS CENTREPRO 120

013-CP120

- 120mm maximum scanning depth
- Detects timber, metal, copper, aluminium and re-bar.
- Large LCD
- Auto Shut down
- Re-bar - 120mm
- Copper and aluminium - 80mm
- Electrical wire - 50mm
- Timber - 20mm



SOLAR POWER BANK *iPOWER200*

The solar powered heavy duty iPower power bank can recharge phones, or iMEX lithium powered lasers to keep going in all conditions anywhere.

015-IPB200

- 20,000 mAh
- Solar Panel 360mAh
- Input - USB-C 5v 3A
- Output - dual USB 5V 3A
- Waterproof, Shockproof
- In-built 4 ultra bright LED lights
- Wireless smart device charging

SPECIFICATIONS	015-IPB200
Capacity	20000mAh
Micro USB input	DC 5V 2A (Max)
Type-	C input/output DC 5V 3A (Max)
USB Output	1 / 2: DC 5V 3A (Max)
Wireless Charging Output	DC 5V 1A (Max)
Solar Panel	5V 360mAh
Dimension	167x85x22mm
Product N.W	350g
Full Charging Time	6-8.5 hours
Operation Temperature	0-45°C
Battery Type	Rechargeable Li-polymer battery
Flashlight	0.5 W*4







LASER RANGE FINDER LRF 200

Long Distance Measurers – A full range of economical laser range finders. For a wide variety of applications and with a range to measure up to 1000m there is a model to suit everyone.

SPECIFICATIONS	008-LRF1000
Measuring Range	Up to 100
Measuring Unit	Metre or yard
Measuring Accuracy	± 0.5m
Vision of Field Within 1000m	122m - 7° of field view
Eye-piece Lens Diameter	16mm
Exit Pupil Diameter	3.7mm
Battery	Built-in lithium battery

HANDTOOLS AND LINEAR MEASURING

Supplementing the iMEX laser range is a quality range of professional hand tools and measuring equipment. Robust, accurate and high quality, these tools are a great addition to every toolbox.



MEASURING WHEELS

STANDARD SIZE R1000

003 - R1000

- 10,000m range
- High accuracy
- Easy fold down
- Easy to read display
- Trigger brake
- Canvas "backpack" bag



INCLINOMETERS

For use with drilling rigs, shipping or machinery where the operator needs to know the slope or the angle of inclination.

Magnetic base to attach to equipment.

- 150mm or 600mm
- Measure slope in °
- Measure ° from $4 \times 90^\circ = 360^\circ$
- Magnetic base
- Scale for slopes 0-100%



INCLINOMETER 150MM

002-ICL15



INCLINOMETER 600MM

002-ICL60

DIGITAL SPIRIT LEVELS

With an unequalled range of digital levels and angle finders these iMEX tools are professional quality for all construction trades.

160MM DIGITAL LEVEL EL20



002 - EL20

- 360° angle measuring
- Magnetic V base
- Large LCD display
- Self calibration function
- % and °
- Audible buzzer at 0° horizontal
- +/- 0.1° accuracy
- Padded bag included



600MM DIGITAL LEVEL EL60

002 - EL60



1200MM DIGITAL LEVEL EL120

NEW RELEASE

MKII



002 - EL120

- | | |
|--|-----------------------------------|
| — 360° angle measuring | — mm/m, "/ft |
| — Large LCD display | — Audible buzzer at 0° horizontal |
| — Display hold and alternative zero function | — +/- 0.1° accuracy |
| — Inclination direction indication | — Padded bag included |
| — Self calibration function | — Padded hand grip |
| — % and ° | — 3 - AAA batteries |

ON THE JOB DIGITAL ACCURACY...



300MM DIGITAL LEVEL + LASER POINTER **EL30L**

- Heavy duty magnetic base
- LCD rotates for overhead measuring
- Laser pointer to 50m, light dependent
- Measure on % or °

Combine angle finding with a laser pointer gives a unique alignment function.

002 - EL30L

- Audible buzzer at level - 0°
- +/- 0.1° accuracy
- Self calibration function



600MM DIGITAL LEVEL + LASER POINTER **EL60L**

002 - EL60L

- 360° angle measuring
- Laser pointer to 50m, light dependent
- Large LCD display
- Display hold and alternative zero function
- Inclination direction indication

- Self calibration function
- % and ° mm/m, "/ft
- Audible buzzer at 0° horizontal
- +/-0.1° accuracy
- Padded bag included
- 3 - AAA batteries

DIGITAL ANGLE GAUGES

- 4 sizes
- Large LCD display
- Measure 0-185°
- Horizontal and vertical vials
- Protected on/off switch
- 9V battery
- Extra heavy duty aluminium construction

002-498035 350mm

3
YEARS

WARRANTY



MADE IN
GERMANY



MEASUREMART®

The One-Stop displays for all your iMEX laser or measuring requirements. Check it out at your local tool and hardware store.



"These LX3DGs came back in battered and bruised because of harsh use; both still working and accurate... Built tough!"

- iMEX UK -

SERVICE & CALIBRATION

iMEX has full service and calibration facilities or service agents in multiple locations to keep your iMEX products at peak performance and accuracy for ongoing professional levelling.

- Full service and repair
- Calibrations
- Calibration certificates
- Spare parts
- Accessories

THE LAST WORD...

Here's what the customers say about their iMEX experience, connect with us for

RELIABILITY | EFFICIENCY | PRECISION



TESTIMONIALS

"The lx3dg and laser pole has been a game changer for me. From the new minor adjustment feature to the new receiver making it much easier for external use and solo missions."

- WOODY, ZAC WHITE BUILDING -

"We use an 88R vertically on multi stories, fantastic. A four man operation now becomes a one man operation."

- TOWER CRANE AND SCAFFOLD OPERATOR -

"The iMEX pole support, with the LX3DG, has been a game changer for me and the lads."

- DAN SONSIE, SONSIE CARPENTRY -

"Purchase the LX3DG and its absolutely awesome. So much better than any lasers I've used in the past. Suitable for anyone looking for the best."

- ANDREW ADAMIC -

"Great products. We've been using iMEX levels for some time now and won't be going back to anything else"

- R H-PENN -




WHEN ACCURACY MATTERS... iMEX IT!

POWERED BY

Aptella
AUTOMATION +
POSITIONING TECH

WWW.IMEXLASERS.COM

 **ACCURATE
FOR LIFE**

iMEX 

iMEX Lasers - part of the Aptella Pty Ltd Group © 2025. ver1